



Reference list Syncrolift® Systems

Projects and upgrades
2023

Pictures of the Syncrolift® shiplifts around the world.



SIMA shipyard, 4 300 T



Itaguaí Naval Constructions, 11 700T



Venic Mose project, casong, Italy 28 000 T



Mokpo South Korea 1 125 T




X52-Navy Base, 10 000T




Port Adelaide, Australia 5 520 T



Seabird Indian Navy 11 200 T




Turkmenbashi International Seaport, 14 400 T



Casablanca Shipyard, 11 685T



Shipyard 189 Vietnam 3 300 T



Israel Shipyard 5 600T



Donghae Naval Base 1 125 T



St. Johns Dockyard Canada 6 700 T



Sabah Shipbuilding Malaysia 12 000 T



Caven Point, 100T

Order No. S. No.	Year	Location	Country	Maximum Capacity	Hoist		Platform	
					Number	Load (Ton)	L (m)	B (m)
30183	2023	DMC	Dubai	3 500 Ton	14	375	90	25
30183	2023	DMC	Dubai	7 500 Ton	28	375	130	35
50101	2022	Timsah Shipbuilding Co.	Egypt	1 800 Ton	12	244	74	20
30158	2020	Shipyards Facilities and Allied Services At SBC (V)	India	23 250 Ton	34+40	600/400	165	22
71310	2020	Milaha	Qatar	700 Ton	8	200	50	18
30165	2020	Singapore Navy	Singapore	4 950 Ton	12+4	430/265	110	20
30163	2019	Cochin Shipyards	India	10 920 Ton	36	390	130	27
30162	2019	Daewoo E&C	South Korea	10 000 Ton	30	400	112	19.6
30159	2019	Skarvik	Norway	1 500 Ton	6	325	41	17
30156	2018	Mers El Kebir Shipyards	Algeria	15 295 Ton	40	460	138.6	25
30151	2017	KSEW Shipyards	Pakistan	9 300 Ton	30	400	125	32
30152	2017	Israel Shipyards	Israel	5 600 Ton	14	445	10	18
40012	2016	Caven point	USA	100 Ton	4	35	15	8
30150	2016	KOC	Kuwait	3 000 Ton	14	375	60	20
30148	2016	Casablanca	Morocco	11 685 Ton	40	375	150	28
30143	2015	Turkmenbashi International Seaport	Turkmenistan	14 400 Ton	46	375	150	22
4875	2015	ABG	India	30 000 Ton	70	600	231.0	47.0
30129	2014	SIMA	Peru	4 300 Ton	14	375	105.0	18.0
30118	2013	Itaguai Naval Constructions	Brazil	11 700 Ton	34	383	110.0	20.0
30114	2013	X-55 Navy Base	Vietnam	2 550 Ton	10	306	71.0	18.0
30113	2013	X-52 Navy Base	Vietnam	10 000 Ton	30	375	142.0	22.0
30102	2012	Jinhae Naval Base	South Korea	1 350 Ton	10	190	75.0	15.0
30102	2012	Mokpo Naval Base	South Korea	1 350 Ton	10	102	75.0	15.0
30094	2012	Samho Donghae Naval Base	South Korea	1 350 Ton	10	102	75.0	15.0
4608	2012	Damen Song Cam	Vietnam	4 500 Ton	12	375	103.0	24.0

4939	2011	Zamil Offshore	Saudi Arabia	9 000 Ton	24	375	102.0	32.0
4903	2010	NOSCO	Vietnam	34 220 Ton	58	590	223.5	35.0
4789	2007	Port of Adelaide	Australia	16 000 Ton	46	600	157.0	34.0
4621	2007	Royal Malaysian Navy	Malaysia	4 010 Ton	12	375	90.0	18.0
4695	2006	Shipyard 189 (phase 1)	Vietnam	1 760 Ton	10	225	49.0	20.0
4575	2006	Trinity Yachts	USA	4 511 Ton	12	370	65.5	19.8
4680	2006	Venice (Caisson Launch)	Italy	25 200 Ton	52	620	59.5	52.5
1481	2004	Mystic Yacht	USA	899 Ton	8	150	36.6	11.3
4657	2004	Song Thu	Vietnam	1 644 Ton	10	210	60.0	18.0
4579	2004	Shin Itoman	Japan	5 065 Ton	18	375	80.0	25.0
4473	2003	Bay Shipping and Yacht	USA	1595 Ton	8	250	46.0	13.7
3487	2001	Karwar	India	14 875 Ton	42	430	175.0	28.0
4456	2001	Keelung	Taiwan	1 600 Ton	8	250	37.0	16.0
4535	2001	Neorion Syros Shipyard	Greece	3 264 Ton	16	255	84.0	22.0
3607	2000	SCA, Nile Shipyard Armant	Egypt	3 420 Ton	12	285	75.0	17.0
2685	2000	Peterhead Harbours	Scotland	2 685 Ton	6	540	33.0	15.0
4475	2000	Port of Cherbourg	France	4 500 Ton	14	438	90.0	32.0
4439	1999	Abu Dhabi Shipbuilding	UAE	3 090 Ton	4	265	77.0	20.0
3030	1999	Singapore Navy	Singapore	4 410 Ton	12	400	110.0	20.0
4404	1999	Ocean Marine/Marine Hydraulics	USA	1 230 Ton	8	240	210.0	40.0
4070	1999	Kuwait Coastguard	Kuwait	810 Ton	8	137	50.0	15.0
4161	1999	Marina Barcelona	Spain	2 400 Ton	12	244	59.0	14.0
4071	1998	Comodoro Rividavia	Argentina	3 120 Ton	12	325	63.0	19.8
3907	1998	Abu Dhabi Shipbuilding	Abu Dhabi	8 840 Ton	34	325	120.0	25.0
4243	1997	KHI, Terengganu	Malaysia	8 717 Ton	34 8	244 325	129.0	25.0
4174	1996	Darwin	Australia	2 544 Ton	12	265	63.0	22.2
4082	1996	Trident, Tampa	USA	400 Ton	4	123	41.1	11.6
4060	1996	STSE, Singapore	Singapore	5 075 Ton	26	244	96.0	20.0
4054	1996	TT Coatings	USA	1 616 Ton	10	202	93.0	18.3

4143	1996	PT Batamas	Indonesia	5 720 Ton	22	325	104.0	20.0
4123	1996	San Juan	Puerto Rico	1 560 Ton	6	325	39.6	15.2
3637X	1996	Madeira Extension	Portugal	3 816 Ton	18	265	86.0	20.0
3538	1995	MSE	Malaysia	23 320 Ton	110	265	188.4	33.8
3801	1995	Hong Kong Govt Patrol Boats	Hong Kong	1 312 Ton	8	205	40.0	14.0
3311	1995	Israel Navy, Haifa	Israel	4 160 Ton	16	325	80.0	18.0
3403	1994	U.S. Coast Guard, Curtis Bay	USA	5 310 Ton	24	245	101.8	16.8
3855	1993	Haranomati	Japan	5 180 Ton	16	376	28.0	22.5
3563	1992	Korean Navy, Chin Hae	Korea	4 240 Ton	20	265	80.0	14.0
2250X	1992	Kuwait Navy Ext.	Kuwait	3 510 Ton	18(6)	244	102.0	18.0
3388	1992	Tsing Yi	Hong Kong	3 810 Ton	18	265	90.0	20.0
3735	1992	Scott, MT. Vernon	USA	1 460 Ton	10	183	61.0	15.2
3678	1991	Ocean Shipbuilding	Hong Kong	1 170 Ton	6	244	45.0	15.0
3424	1991	Madeira	Portugal	1 950 Ton	10	244	60.0	15.0
2861	1990	Port D`agadir	Morocco	1 300 Ton	8	205	56.0	14.0
3555	1990	Ishii Shipbuilding	Japan	2 300 Ton	12	244	60.0	20.0
3291	1990	U.S. Army, Kwajalein	Marshall Isl	2 200 Ton	12	230	54.9	22.6
3384B	1990	Lago di Como	Italy	200 Ton	4	61	33.0	8.7
3384A	1990	Lago di Como	Italy	760 Ton	8	120	58.7	13.0
1431X	1989	Greek Navy, Salamis <u>Upgrade</u>	Greece	2 400 Ton	12	250	63.0	14.0
1347X	1989	Hatteras <u>Extension</u>	USA	384 Ton	8	60	35.0	9.8
3450	1988	U:S: Navy, Steelhead <u>Support</u>	USA	280 Ton	4	90	30.5	7.0
3152X	1988	Adelaide <u>Extension</u>	Australia	5 070 Ton	26	244	N/A	-
3123X	1987	Dakato Creek <u>Extension</u>	USA	840 Ton	4	265	N/A	-
3299	1987	Kenya Navy	Kenya	1 560 Ton	8	244	56.0	17.0
2166	1986	Iranian Navy, Bandar Abbas	Iran	16 800 Ton	56	376	172.3	32.0
3085	1986	U.S. Navy, LSV Idaho	USA	280 Ton	4	90	39.0	5.8
3152	1986	Adelaide	Australia	3 120 Ton	16	244	80.0	20.0
3123	1986	Dakota Creek	USA	5 100 Ton	24	265	93.3	22.9
287X	1984	Canadian Navy, Halifax <u>Ext.</u>	Canada	3 744 Ton	26	180	125.9	30.5

3031	1984	Arica	Chile	1 170 Ton	8	183	45.0	15.0
2874	1984	Egyptian Navy, Alexandria	Egypt	7 020 Ton	36	244	148.0	20.0
2826	1984	Oman Naval Base	UAE	7 800 Ton	40	244	106.0	18.5
2849	1984	British Navy, H.M. Naval Base Faslane	UK	28 000 Ton	92/4	387 /110	177.0	25.0
2705	1983	Yunotsu	Japan	5 400 Ton	18	376	30.1	21.0
2806	1983	Iskenderun	Tyrkey	1 560 Ton	8	244	40.0	22.0
2477	1983	Vickers	UK	23 300Ton	108	270	162.0	22.0
2354	1983	Manns Harbor	USA	1 530 Ton	8	240	87.2	16.5
2713	1982	Abu Dhabi Coast Guard	UAE	430 Ton	4	137	31.0	10.0
2751	1982	Cates	USA	430 Ton	4	135	24.4	9.8
2801	1982	U.S. Navy, Diego Garcia	Diego Garcia	1 440 Ton	10	180	53.3	18.3
2314	1982	SCA Timsah	Egypt	2 300 Ton	12	244	74.0	20.0
1888	1982	Panama Canal	Panama	1 950 Ton	10	244	48.8	22.0
1023X	1981	Iceland <u>Extension</u>	Iceland	N/A	2	180	N/A	-
2513	1981	Gloucester	USA	570 Ton	4	180	33.2	12.2
2612	1981	Todd	USA	21 100 Ton	110	240	199.6	23.3
2548	1981	Malaysian navy, Lumut Naval Base	Malaysia	1 170 Ton	8	183	60.0	13.0
2547	1981	Malaysian navy, Lumut Naval Base	Malaysia	7 000 Ton	36	244	120.0	23.0
2356	1981	St. John`s Newfoundland	Canada	5 460 Ton	28	244	86.5	20.0
2792	1981	Sierra Fishing	Sierra	430 Ton	4	137	30.5	10.0
2787	1981	Seward	USA	5 300 Ton	28	240	91.4	24.4
2632	1981	SCA Port Taufiq	Egypt	3 100 Ton	16	244	70.0	20.2
2624	1981	Egyptian Navy, Safagatown	Egypt	1 500 Ton	8	244	56.0	14.0
2590	1981	Irish Lights	EIRE	190 Ton	4	61	13.85	13.7
2510	1981	Tepco	Japan	2 300 Ton	12	244	22.5	18.7
1538	1981	Hong Kong <u>Extension</u>	Hong Kong	570 Ton	4	180	EXT	-
1970X	1980	Doha Naval Base <u>Extension</u>	Quatar	430 Ton	6	90	42.5	12.2
2234	1980	Sabah	Malaysia	10 200 Ton	34	376	140.0	28.0
2774	1980	Hong Kong Hydrofoil	Hong Kong	290 Ton	4	91	30.0	14.0

2753	1980	Dubai	Dubai	3 900 Ton	20	244	102.0	24.7
2743	1980	Yanbu	Saudia Arabia	3 100 Ton	16	244	51.0	17.7
2739	1980	Wanchese	USA	430 Ton	4	135	33.5	15.2
2664	1980	Ciudad del Carmen	Mexico	290 Ton	4	91	28.0	10.0
2446	1980	Austrailian Navy, Darwin	Austrailia	1 170 Ton	8	183	42.0	14.0
1984	1980	Acheres	France	1 680 Ton	14	150	76.0	13.0
2514	1979	Marine Power	USA	4 300 Ton	20	270	121.8	31.7
2442	1979	Pichiotti	Italy	1 170 Ton	8	183	55.0	13.0
2645	1979	Newport Beach	USA	90 Ton	4	30	18.3	7.3
2607	1979	Killybegs <u>Upgrade</u>	EIRE	870 Ton	8	137	36.5	12.2
2566	1979	Launceston	Australia	3 120 Ton	16	244	47.5	12.5
2561	1979	Frances Bay	Australia	580 Ton	4	183	30.0	14.0
2458	1979	Zuara	Libya	720 Ton	10	91	38.0	12.0
2432	1979	Howth	EIRE	870 Ton	8	137	35.5	12.2
2369	1979	Suez Shipbuilding	Egypt	1 460 Ton	10	183	58.0	16.0
2321	1979	R.S.A. Navy, Durban	S. Africa	3 420 Ton	18	244	62.0	20.0
2279	1979	Ensenada	Mexico	3 120 Ton	16	244	75.5	16.0
1568X	1979	Thunderbolt <u>Extension</u>	USA	430 Ton	4	135	N/A	-
2226	1979	Vacamonte	Panama	290 Ton	4	91	28.5	11.0
2181	1979	Vosper Portchester	UK	1 560 Ton	8	244	56.0	14.0
2141	1979	Armada Argentina	Argentina	16 000 Ton	82	244	185.0	32.0
2113	1979	Royal Thai Navy, Pom Prachul	Thailand	1 170 Ton	8	183	57.0	16.0
2042	1979	Kettenburg Marine	USA	192 Ton	4	60	25.6	11.0
2491	1978	UAE Frontier/Coast Guard, Dubai	Dubai	290 Ton	4	91	31.0	10.0
2462C	1978	Crown Zellerbach	USA	285 Ton	4	90	80.0	10.1
2462B	1978	Crown Zellerbach	USA	570 Ton	4	180	80.0	24.4
2462A	1978	Crown Zellerbach	USA	285 Ton	4	90	80.0	10.1
2431	1978	Alianza	Argentina	7 400 Ton	38	244	134.5	32.0
2422	1978	Philippine Iron	Philippines	1 460 Ton	10	183	63.0	19.5

2250	1978	Kuwait Naval Base	Kuwait	2 340 Ton	12	244	66.0	18.0
2125	1978	Iraqi Navy, Basrah	Iraq	1 460 Ton	10	183	60.0	15.0
2410	1977	Dhow Yard	Dubai	580 Ton	8	91	42.0	12.0
2293	1977	Brazilian Navy, Salvador	Brazil	1 952 Ton	10	244	56.0	15.0
1731	1977	British Navy, Rosyth Naval Base	UK	2 342 Ton	16	183	63.0	15.0
2264	1976	Dammam	Saudia Arabia	3 120 Ton	16	244	25.9	18.0
2262	1976	Obelawo Farcha	Nigeria	380 Ton	8	61	No info	
2262	1976	Obelawo Farcha	Nigeria	190 Ton	4	61	26.0	10.0
1905	1976	Moody Yacht	USA	720 Ton	10	90	58.5	15.9
1718	1976	Southland	N. Zealand	1 440 Ton	10	180	34.1	12.8
1016	1976	Crescent City	USA	280 Ton	4	90	30.4	10.4
2193	1975	Taranaki	N. Zealand	190 Ton	4	60	85.0	9.1
2184	1975	Tito	Yugoslavia	1 750 Ton	12	183	80.0	15.0
2148	1975	Bonaire	Antilles	190 Ton	4	61	30.0	10.0
2088	1975	Dieppe	France	290 Ton	4	91	30.5	10.0
2077	1975	Baseco	Philippines	2 920 Ton	20	183	73.5	20.0
1969	1975	Pesca Peru	Peru	1 170 Ton	8	183	69.5	12.7
1873	1975	Tulcea	Romania	9 760 Ton	50	244	150.0	26.0
1524	1975	Kuwait Shipbuilding	Kuwait	3 160 Ton	22	180	90.6	23.0
1393	1975	Table Bay	S. Africa	2 590 Ton	18	180	36.6	15.2
2069	1974	El Ferrol	Spain	9 760 Ton	50	244	150.0	25.0
2050	1974	Israeli Navy, Haifa	Israel	1 170 Ton	8	183	53.0	13.1
2005	1974	Saudi Armed Forces, Jubail	Saudia Arabia	6 140 Ton	42	183	106.0	18.0
2004	1974	Saudi Armed Forces, Jeddah	Saudia Arabia	4 900 Ton	42	183	106.0	
1970	1974	Doha Naval Base	Qatar	1 150 Ton	16	90	42.5	
1926	1974	Abeking & Rasmussen	Germany	1 750 Ton	12	183	54.0	17.0
1916	1974	Dubai Caisson Lift	UAE	3 900 Ton	20	244	31.8	19.0
1895	1974	Alabey	Tyrkey	8 970 Ton	46	244	143.0	27.0

1858	1974	Dakar	Senegal	2 050 Ton	14	183	63.0	15.0
1817	1974	Fiji	Fiji	570 Ton	8	90	42.1	12.2
1744	1974	Bazan, Cartagena	Spain	8 580 Ton	44	244	130.0	25.0
1658	1974	Conastil	Colombia	5 460 Ton	28	244	117.0	22.0
1538	1974	Hong Kong Shipyard	Hong Kong	1 720 Ton	12	180	71.9	15.2
1431	1974	Greek Navy, Salamis	Greece	1 720 Ton	12	180	65.0	14.0
1938	1973	Topolobampo	Mexico	190 Ton	4	61	26.0	9.8
1865	1973	Astican, Canarios	Spain	12 490 Ton	64	244	171.6	30.0
1844	1973	U.S. Navy, Great lakes	USA	180 Ton	4	60	25.9	9.8
1842	1973	CPW 5, Killybegs	EIRE	280 Ton	4	90	30.5	10.4
1776	1973	Wesleyville	Canada	90 Ton	4	30	34.1	7.3
1421	1973	Peruvian Navy	Peru	1 296 Ton	12	135	64.5	12.8
1717	1973	New Zealand Navy, Devonport	N. Zealand	280 Ton	4	90	33.5	8.5
1423	1973	Guiria	Venezuela	1 080 Ton	10	135	60.0	15.0
1333	1973	Solund	Norway	1 440 Ton	10	180	56.0	15.0
869	1973	Dianca	Venezuela	7 480 Ton	52	180	125.0	27.0
1799	1972	Met Police. London	UK	230 Ton	4	74	13.9	4.9
1788	1972	Brodo #2, Sibenek	Yugoslavia	1 170 Ton	8	183	64.4	16.0
1761	1972	Yucalpeten	Mexico	190 Ton	4	60	26.0	9.8
1610	1972	U.S. Navy, Patuxent River	USA	280 Ton	4	90	27.4	16.8
1570	1972	Brunei Navy, Darussalam	Brunei	430 Ton	4	135	36.6	11.0
1566	1972	Singapore Shipbuilding	Singapore	3 740 Ton	26	180	108.3	20.0
1684	1971	Yugoslav Navy, Brodo #1 Tivat	Yugoslavia	1 460 Ton	10	183	60.0	15.0
1667	1971	Calvert Marine	USA	90 Ton	4	30	22.9	7.3
1594	1971	Jamaica ind. Development Co	Jamaica	192 Ton	4	60	30.4	10.7
1258	1971	R.S.A. Navy, Simonstown	S. Africa	4 890 Ton	34	180	92.7	15.2
415	1971	Nigerian Ports Authority	Nigeria	190 Ton	4	60	30.4	9.1

1569	1970	Mesurado, Monrovia	Liberia	280 Ton	4	90	33.5	9.8
1568	1970	thunderbolt	USA	432 Ton	4	135	42.6	13.7
1537	1970	N. Transport	Canada	1 720 Ton	12	180	76.2	19.8
1514	1970	Fish. Development Corporation	S. Africa	3 160 Ton	22	180	79.2	15.2
1424	1970	Mexican Navy, Salina Cruz	Mexico	4 030 Ton	28	180	102.5	22.0
1351	1970	Dominican Navy	Dominica	1 150 Ton	8	180	62.5	15.2
1112	1970	Israeli Navy, Eilat	Israel	2 300 Ton	16	180	95.2	15.0
1517	1969	Disney	USA	280 Ton	4	90	34.7	10.7
1503	1969	Butterworth	Malaysia	1 150 Ton	16	90	60.7	13.5
1489D	1969	Da Nang, U.S. Military	Vietnam	480 Ton	10	60	42.1	12.2
1489C	1969	Nha Be, U.S. Military	Vietnam	190 Ton	4	60	25.6	9.8
1489B	1969	Binh Thuy, U.S. Military	Vietnam	190 Ton	4	60	25.6	9.8
1489A	1969	Dong Tam, U.S. Military	Vietnam	190 Ton	4	60	25.6	9.8
1428	1969	Rodgers	USA	190 Ton	4	60	25.9	9.8
1389	1969	Cema, Marseilles	France	430 Ton	4	135	22.6	7.9
1347	1969	Hatteras Yacht	USA	190 Ton	4	60	25.9	9.8
1283	1969	Guatemalan Navy, St. Thomas Castella	Guatemala	3 200 Ton	40	100	30.4	9.8
1233	1969	CPW Castletownbere	EIRE	280 Ton	4	90	27.4	9.8
1303	1968	CPW Dunmore East	EIRE	280 Ton	4	90	30.4	10.4
1292	1968	Taiwan Navy	Taiwan	6 900 Ton	48	180	134.0	25.0
1268	1968	Shapour	Iran	1 150 Ton	8	180	54.9	16.5
1225	1968	Lemont	USA	2 300 Ton	16	180	67.1	16.8
1178	1968	Dublin (Collen)	EIRE	576 Ton	4	180	15.2	15.2
1130	1968	Alianza	Argentina	2 010 Ton	14	180	92.1	21.6
799	1968	Imasi	Chile	280 Ton	4	90	25.9	9.8
662/2102	1968	Puerto Cabello	Venezuela	190 Ton	4	60	21.8	
1090	1967	Bradford	USA	280 Ton	4	90	33.5	9.8

1111	1966	Galveston Shipyard	USA	1 150 Ton	8	180	67.1	18.6
1106	1966	Royal Thai Navy	Thailand	1 440 Ton	10	180	67.1	12.2
1024	1966	Vancouver Shipyard	Canada	1 728 Ton	12	180	82.3	21.3
1023	1966	Westman Islands	Iceland	1 440 Ton	8	180	82.3	21.3
1005	1966	Tracor	USA	5 400 Ton	38	180	105.4	25.0
952	1966	Israeli Navy, Haifa	Israel	960 Ton	8	120	49.4	13.1
851	1966	Marystown	Canada	2 880 Ton	20	180	76.2	18.3
185	1966	Serviport	Argentina	600 Ton	8	75	30.7	11.6
1048	1965	Lantana	USA	190 Ton	4	60	27.4	9.8
1034	1965	Grenada Yacht Services	Grenada	280 Ton	4	90	27.4	9.8
999	1965	Delta, Houma	USA	1 440 Ton	10	180	78.3	17.1
913	1965	Apalachicola	USA	280 Ton	4	90	25.6	9.8
855	1965	Royal Thai Navy	Thailand	190 Ton	4	60	35.1	8.2
843		Akranes	Iceland					
287	1965	Canadian Navy, Halifax	Canada	4 890 Ton	34	180	93.6	30.5
846	1964	Nuvasa	Spain	60 Ton	4	18	18.3	4.9
772	1963	Ancla	Peru	380 Ton	8	60	36.6	11.0
700	1963	Key West	USA	90 Ton	4	30	22.6	7.3
661	1963	Annapolis	USA	90 Ton	4	30	22.9	7.3
266	1963	Paradise Island	USA	290 Ton	4	90	27.4	10.4
116	1963	Tyrell	EIRE	570 Ton	8	90	51.8	9.8
354	1961	Spencer Boat	USA	160 Ton	4	50	25.9	7.3
001	1957	Bertram	USA	90 Ton	4	30	22.9	7.3